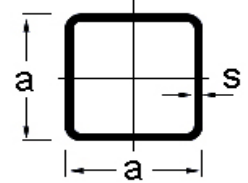


Quadrat-Stahlbauhohlprofil



kaltgefertigt
 kaltgefertigt spannungsfrei
 warmgefertigt

Bezeichnung	kg pro mtr
40/40/2,5	2,82
40/40/2,6	3,01
40/40/2,9	3,31
40/40/3,0	3,30
40/40/3,2	3,61
40/40/3,6	4,01
40/40/4,0	4,39
40/40/4,0	4,20
40/40/4,5	4,85
40/40/5,0	5,28
40/40/5,6	5,78
40/40/6,3	6,33
40/40/7,1	6,91

50/50/2,9	4,22
50/50/3,0	4,25
50/50/3,2	4,62
50/50/3,6	5,14
50/50/4,0	5,64
50/50/4,0	5,45
50/50/4,5	6,26
50/50/5,0	6,85
50/50/5,0	6,56
50/50/5,6	7,54
50/50/6,0	8,05
50/50/6,3	8,31
50/50/7,1	9,14
50/50/8,0	10,00

70/70/3,0	6,13
70/70/3,2	6,63
70/70/3,6	7,40
70/70/4,0	8,15
70/70/4,0	7,97
70/70/4,5	9,08
70/70/5,0	9,99
70/70/5,0	9,70
70/70/5,6	11,10
70/70/5,6	10,50
70/70/6,0	11,30
70/70/6,3	12,30
70/70/6,3	11,50
70/70/7,1	13,80
70/70/7,1	12,70
70/70/8,0	15,00
70/70/8,0	13,80
70/70/8,8	16,30
70/70/10,0	18,00

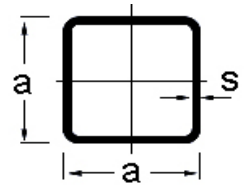
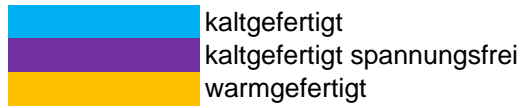
Bezeichnung	kg pro mtr
60/60/2,9	5,13
60/60/3,0	5,19
60/60/3,2	5,62
60/60/3,6	6,27
60/60/4,0	6,90
60/60/4,0	6,71
60/60/4,5	7,67
60/60/5,0	8,42
60/60/5,0	8,13
60/60/5,6	9,30
60/60/5,6	8,72
60/60/6,0	9,45
60/60/6,3	10,30
60/60/6,3	9,55
60/60/7,1	11,40
60/60/7,1	10,40
60/60/8,0	12,50
60/60/8,0	11,30

80/80/3,0	7,07
80/80/3,6	8,53
80/80/3,6	8,37
80/80/4,0	9,41
80/80/4,0	9,22
80/80/4,5	10,50
80/80/4,5	10,50
80/80/5,0	11,60
80/80/5,0	11,30
80/80/5,6	12,80
80/80/5,6	12,20
80/80/6,0	13,20
80/80/6,3	14,20
80/80/6,3	13,50
80/80/7,1	15,80
80/80/7,1	14,90
80/80/8,0	17,50
80/80/8,0	16,40
80/80/8,8	19,00
80/80/8,8	17,10
80/80/10,0	21,10

Bezeichnung	kg pro mtr
90/90/3,0	8,01
90/90/3,6	9,66
90/90/3,6	9,50
90/90/4,0	10,70
90/90/4,0	10,50
90/90/4,5	11,90
90/90/4,5	11,45
90/90/5,0	13,10
90/90/5,0	12,80
90/90/5,6	14,00
90/90/5,6	14,60
90/90/6,0	15,10
90/90/6,3	16,20
90/90/6,3	15,50
90/90/7,1	18,10
90/90/7,1	17,10
90/90/8,0	20,10
90/90/8,0	18,90
90/90/8,8	21,80
90/90/10,0	24,30

100/100/3,0	8,96
100/100/4,0	12,00
100/100/4,0	11,70
100/100/4,5	13,30
100/100/5,0	14,70
100/100/5,0	14,40
100/100/5,6	16,30
100/100/5,6	15,80
100/100/6,0	17,00
100/100/6,3	18,20
100/100/6,3	17,50
100/100/7,1	20,30
100/100/7,1	19,30
100/100/8,0	22,60
100/100/8,0	21,40
100/100/8,8	24,50
100/100/10,0	27,40
100/100/10,0	25,60
100/100/11,0	29,70
100/100/12,5	33,00

Quadrat-Stahlbauhohlprofil



Bezeichnung	kg pro mtr
110/110/4,0	13,20
110/110/4,0	13,00
110/110/4,5	14,70
110/110/5,0	16,30
110/110/5,0	15,80
110/110/5,6	18,10
110/110/5,6	17,50
110/110/6,0	18,60
110/110/6,3	20,20
110/110/6,3	19,40
110/110/7,1	22,50
110/110/7,1	21,60
110/110/8,0	25,10
110/110/8,0	23,90
110/110/8,8	27,30
110/110/10,0	30,60
110/110/11,0	33,20
110/110/12,5	36,90

120/120/3,0	10,80
120/120/4,0	14,20
120/120/4,5	16,10
120/120/4,5	15,80
120/120/5,0	17,80
120/120/5,0	17,50
120/120/5,6	19,90
120/120/5,6	19,30
120/120/6,0	20,70
120/120/6,3	22,20
120/120/6,3	22,20
120/120/7,1	24,70
120/120/7,1	23,80
120/120/8,0	27,60
120/120/8,0	26,40
120/120/8,8	30,10
120/120/10,0	33,70
120/120/10,0	31,80
120/120/11,0	36,60
120/120/12,5	40,90

125/125/4,0	14,90
125/125/4,5	16,50
125/125/5,0	18,20
125/125/5,6	20,10
125/125/6,0	21,40
125/125/6,3	22,40
125/125/7,1	24,90
125/125/8,0	27,70

Bezeichnung	kg pro mtr
140/140/4,0	16,8
140/140/5,0	21,00
140/140/5,0	20,70
140/140/5,6	23,40
140/140/5,6	22,80
140/140/6,0	24,50
140/140/6,3	26,10
140/140/6,3	25,40
140/140/7,1	29,20
140/140/7,1	28,30
140/140/8,0	32,60
140/140/8,0	31,40
140/140/8,8	35,60
140/140/8,8	33,60
140/140/10,0	40,00
140/140/10,0	38,10
140/140/11,0	43,50
140/140/12,5	48,70
140/140/14,2	54,40
140/140/16,0	60,10

150/150/4,0	18,00
150/150/4,0	18,00
150/150/5,0	22,30
150/150/5,6	25,10
150/150/5,6	24,50
150/150/6,0	26,40
150/150/6,3	28,10
150/150/6,3	27,40
150/150/7,1	31,40
150/150/7,1	30,50
150/150/8,0	35,10
150/150/8,0	33,90
150/150/8,8	38,40
150/150/10,0	43,10
150/150/10,0	41,30
150/150/11,0	47,00
150/150/12,0	48,51
150/150/12,5	52,60
150/150/14,2	58,80
150/150/16,0	65,20

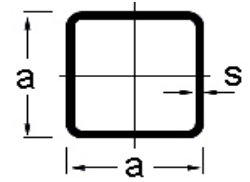
Bezeichnung	kg pro mtr
160/160/4,0	19,30
160/160/5,0	23,80
160/160/5,6	26,50
160/160/5,6	26,30
160/160/6,0	28,30
160/160/6,3	30,10
160/160/6,3	29,30
160/160/7,1	33,70
160/160/7,1	32,70
160/160/8,0	37,60
160/160/8,0	36,50
160/160/8,8	41,10
160/160/10,0	46,30
160/160/10,0	44,40
160/160/11,0	50,40
160/160/12,0	50,90
160/160/12,5	56,60
160/160/14,2	63,30
160/160/16,0	70,20

180/180/5,0	27,00
180/180/5,6	30,85
180/180/6,0	32,10
180/180/6,3	34,00
180/180/6,3	33,30
180/180/7,1	38,10
180/180/7,1	37,20
180/180/8,0	42,70
180/180/8,0	41,50
180/180/8,8	46,70
180/180/10,0	52,50
180/180/10,0	50,70
180/180/11,0	57,40
180/180/12,0	58,50
180/180/12,5	60,50
180/180/14,2	72,20
180/180/16,0	80,20

Quadrat-Stahlbauhohlprofil



	kaltgefertigt
	kaltgefertigt spannungsfrei
	warmgefertigt



Bezeichnung	kg pro mtr
200/200/5,0	30,01
200/200/6,0	35,80
200/200/6,3	38,60
200/200/6,3	37,30
200/200/7,1	42,60
200/200/8,0	47,70
200/200/8,0	46,50
200/200/8,8	52,20
200/200/10,0	58,80
200/200/10,0	57,00
200/200/11,0	64,30
200/200/12,0	66,00
200/200/12,5	72,30
200/200/12,5	68,30
200/200/14,2	81,10
200/200/16,0	90,30

Bezeichnung	kg pro mtr
260/260/6,3	49,10
260/260/7,1	56,00
260/260/7,1	55,00
260/260/8,0	62,80
260/260/8,8	68,80
260/260/8,8	67,30
260/260/10,0	77,70
260/260/11,0	81,90
260/260/11,0	81,90
260/260/12,5	95,80
260/260/14,2	108,00
260/260/16,0	120,00
260/260/17,5	131,00

Bezeichnung	kg pro mtr
350/350/8,0	84,20
350/350/10,0	106,00
350/350/10,0	104,00
350/350/12,0	123,87
350/350/12,5	131,00
350/350/16,0	166,00

220/220/6,0	39,60
220/220/6,3	41,20
220/220/7,1	47,00
220/220/8,0	51,50
220/220/8,8	57,70
220/220/10,0	63,20
220/220/11,0	71,20
220/220/12,5	80,10
220/220/14,2	90,10
220/220/16,0	100,00

400/400/8,0	98,00
400/400/10,0	122,00
400/400/12,5	151,00
400/400/16,0	191,00

250/250/6,0	45,20
250/250/6,3	47,40
250/250/6,3	47,10
250/250/8,0	60,20
250/250/8,0	59,10
250/250/10,0	74,50
250/250/10,0	72,70
250/250/12,0	84,80
250/250/12,5	91,90
250/250/12,5	88,00
250/250/16,00	115,00

300/300/7,0	63,90
300/300/8,0	71,60
300/300/10,0	90,20
300/300/10,0	88,40
300/300/12,0	104,00
300/300/12,5	112,00
300/300/12,5	108,00
300/300/12,0	141,00